

FIRST GRADE

BLIZZARD BAG

DAY 5



*Day 5

Reading

- Read the story Zoey the Zebra.
- Complete the worksheet.

Math

- Complete "So Many Marshmallows".
- Complete addition and subtraction problems.

Social Studies

- Complete "Special Presidents".

Phonics

- Fill in the blanks using words with long vowels/silent e.



Zoey the Zebra

Zebras are a very special animal because they are covered in black stripes. Zoey the Zebra, however, is a zebra with only one stripe. She really doesn't like her one stripe. Her mom tried to make her feel better when she was a young zebra. She tried to explain that all zebras have special stripes and all zebras are different, but Zoey never felt like she could fit in because she looked so different. One day, a zoo came to see Zoey and her family in their grassland home. They came to get Zoey and her family. After a long ride to the new zoo, Zoey noticed that people were coming to this zoo to see her. She was the main attraction! Her new name was Zoey: The Amazing Zebra with One Special Stripe.



Zebra Fiction Questions

Name: _____

Why did Zoey feel bad about herself at the beginning?

Why did the zoo people come to the grasslands?


What was Zoey's new name? Did she like this?

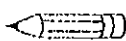
How was Zoey different from other zebras?


Name _____

Place Value
Tens and ones to 75

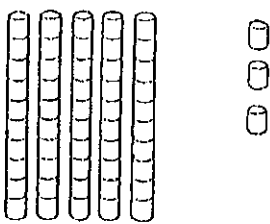
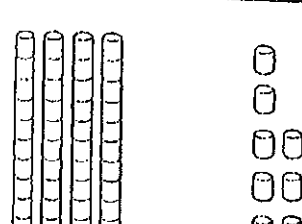
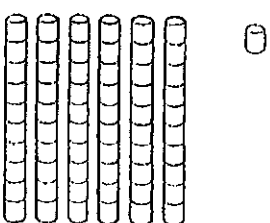
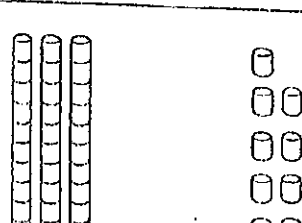
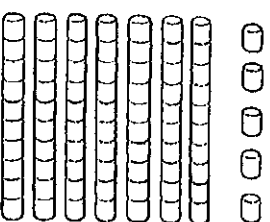
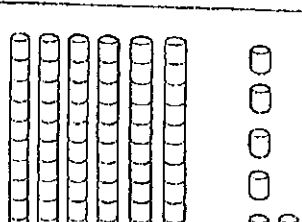
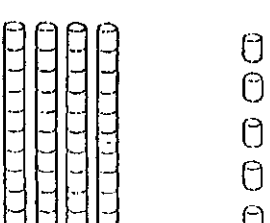
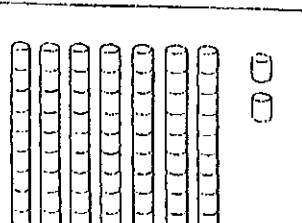
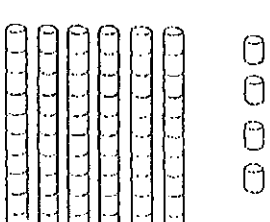
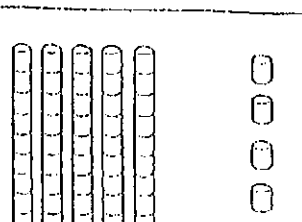
So Many Marshmallows

 Write how many tens and ones.

 Write the number.




One set of ten and one leftover equal eleven.

<p>A</p> 	<table border="1"> <thead> <tr> <th>tens</th> <th>ones</th> </tr> </thead> <tbody> <tr> <td> </td> <td> </td> </tr> </tbody> </table>	tens	ones			<p>B</p> 	<table border="1"> <thead> <tr> <th>tens</th> <th>ones</th> </tr> </thead> <tbody> <tr> <td> </td> <td> </td> </tr> </tbody> </table>	tens	ones		
tens	ones										
tens	ones										
<p>C</p> 	<table border="1"> <thead> <tr> <th>tens</th> <th>ones</th> </tr> </thead> <tbody> <tr> <td> </td> <td> </td> </tr> </tbody> </table>	tens	ones			<p>D</p> 	<table border="1"> <thead> <tr> <th>tens</th> <th>ones</th> </tr> </thead> <tbody> <tr> <td> </td> <td> </td> </tr> </tbody> </table>	tens	ones		
tens	ones										
tens	ones										
<p>E</p> 	<table border="1"> <thead> <tr> <th>tens</th> <th>ones</th> </tr> </thead> <tbody> <tr> <td> </td> <td> </td> </tr> </tbody> </table>	tens	ones			<p>F</p> 	<table border="1"> <thead> <tr> <th>tens</th> <th>ones</th> </tr> </thead> <tbody> <tr> <td> </td> <td> </td> </tr> </tbody> </table>	tens	ones		
tens	ones										
tens	ones										
<p>G</p> 	<table border="1"> <thead> <tr> <th>tens</th> <th>ones</th> </tr> </thead> <tbody> <tr> <td> </td> <td> </td> </tr> </tbody> </table>	tens	ones			<p>H</p> 	<table border="1"> <thead> <tr> <th>tens</th> <th>ones</th> </tr> </thead> <tbody> <tr> <td> </td> <td> </td> </tr> </tbody> </table>	tens	ones		
tens	ones										
tens	ones										
<p>I</p> 	<table border="1"> <thead> <tr> <th>tens</th> <th>ones</th> </tr> </thead> <tbody> <tr> <td> </td> <td> </td> </tr> </tbody> </table>	tens	ones			<p>J</p> 	<table border="1"> <thead> <tr> <th>tens</th> <th>ones</th> </tr> </thead> <tbody> <tr> <td> </td> <td> </td> </tr> </tbody> </table>	tens	ones		
tens	ones										
tens	ones										

Bonus: Draw tens and ones to show the numbers. 25 32 12

Name _____



a.
 $8 + 8 = \underline{\quad}$

b.
 $16 - 9 = \underline{\quad}$

c.
 $12 - 8 = \underline{\quad}$

d.
 $13 - 5 = \underline{\quad}$

e.
 $4 + 1 = \underline{\quad}$

f.
 $3 + 9 = \underline{\quad}$

g.
 $11 - 2 = \underline{\quad}$

h.
 $9 - 5 = \underline{\quad}$

i.
 $9 + 9 = \underline{\quad}$

j.
 $7 + 8 = \underline{\quad}$

k.
 $10 - 9 = \underline{\quad}$

l.
 $11 - 3 = \underline{\quad}$

m.
 $2 + 9 = \underline{\quad}$

n.
 $6 + 6 = \underline{\quad}$

o.
 $16 - 7 = \underline{\quad}$

p.
 $17 - 8 = \underline{\quad}$

q.
 $5 + 9 = \underline{\quad}$

r.
 $9 + 4 = \underline{\quad}$

s.
 $14 - 8 = \underline{\quad}$

t.
 $8 - 8 = \underline{\quad}$

Name _____

Special Presidents

Complete each sentence. Use the word bank.


Word Bank	president	penny	start	end
	statue	father	first	quarter

George Washington was our _____ president.


He helped _____ our country.

Sometimes Washington is called the
_____ of our country.

His face is on the _____.



Abraham Lincoln was our 16th _____.



He helped _____ slavery.

There is a _____ of Lincoln in
Washington, DC.






His face is on the _____.

Name _____

name came like
game time bike
same dime



Fill in the blanks with words.

1  <p>Ten cents, please.</p>	It costs one _____.
2  <p>What _____ is it?</p>	What _____ is it?
3  <p>I'm Polly</p>	What is your _____ ?
4  <p>Good idea.</p>	Let's play a _____.
5 	You two look the _____.