

Second Grade Blizzard Bags



Name: _____

The Case of the Missing Fish

by Anita Amin

Emma and Alex went fishing with Grandpa at the beach. It was sunny and the waves gently rolled in.

After a while, Grandpa frowned. "No bites," he said. "Where are the fish today?"

"A mystery!" Emma cried. "Don't worry. Detective Emma is here."

"And Detective Alex!" Alex added.

"We need clues." Emma studied the area. "There are a lot of shells here."

Some seagulls landed nearby.

"And a lot of birds," Alex added.

The seagulls pecked at the sand. Then they took off, flying over the ocean.

"Look," Emma said, pointing to the seagulls. "Why do those birds keep diving down to the ocean? Something fishy is going on."

Alex said, "Maybe they're trying to see the ocean better."

"Or maybe they're trying to see something *in* the ocean better," Emma said.

"You think they lost something?" Alex asked.

"Or found something. Look!" Emma cried as a seagull flew over them.

In its beak, the seagull was carrying a small fish.

"Those birds are catching more fish than we are!" Grandpa laughed.

"Another case cracked by Detective Emma," Emma said.

"And Detective Alex," Alex added.



Name: _____

The Case of the Missing Fish

by Anita Amin



1. Where does this story take place?

- a. by a lake
- b. by a river
- c. by a pond
- d. by the seashore

2. What kind of birds did Emma and Alex see at the beach?

3. Emma and Alex were pretending to be detectives. What does a detective do?

- a. solves a mystery
- b. looks for fish
- c. picks up shells on the beach
- d. scare birds away

4. After they pecked the sand and flew over the ocean, what did the birds do?

5. Read the sentence below.

"Another case cracked by detective Emma," Emma said.

What does the underlined word mean?

- a. broke
- b. solved
- c. found
- d. dropped

Name: _____

The Case of the Missing Fish

by Anita Amin




Draw straight lines to match each vocabulary word on the left with the definition on the right.

- | | | |
|------------|---|-----------------------------------|
| 1. bites | • | • going under water |
| 2. pecked | • | • poked with a beak |
| 3. diving | • | • pulls on a fishing pole |
| 4. ocean | • | • large body of salt water |
| 5. mystery | • | • hints |
| 6. clues | • | • puzzle; something to figure out |

Name _____

Copy the beginning of the sentence then finish it with a detailed explanation in a paragraph. **My favorite winter activity is...**



Illustrate Your Story

Name _____

Reflexive Pronouns

Use the words from the word bank to fill in the blanks.



Word Bank

herself

himself

themselves

yourselves

myself

1. Can all of you get _____ some water?
2. I will get it _____.
3. David cut _____ with the scissors.
4. They can't help _____.
5. Mary watched _____ dance in the mirror during dance class.



Name _____

Collective Nouns

Use the words from the word bank to fill in the blanks.



Word Bank


herd

colony

flock

school

pack

1. The _____ of wolves was in the woods.
 2. We saw a _____ of zebras at the Zoo.
 3. Did you see the _____ of sheep?
 4. I watched the _____ of ants carrying food to their anthill.
 5. She watched a _____ of fish swim.
- 

Pizza By The Slice



Solve the problems.
Draw toppings on the pizza slice.
Use the code.

Topping Code



If an answer is **odd**, draw a brown mushroom shape around it.



If an answer is **even**, draw a red pepperoni shape around it.

$$\begin{array}{r} 7 \\ +7 \\ \hline \end{array} \quad \begin{array}{r} 8 \\ +5 \\ \hline \end{array}$$

$$\begin{array}{r} 14 \\ -6 \\ \hline \end{array} \quad \begin{array}{r} 12 \\ -8 \\ \hline \end{array} \quad \begin{array}{r} 5 \\ +6 \\ \hline \end{array}$$

$$\begin{array}{r} 9 \\ +4 \\ \hline \end{array} \quad \begin{array}{r} 12 \\ -9 \\ \hline \end{array} \quad \begin{array}{r} 4 \\ +3 \\ \hline \end{array} \quad \begin{array}{r} 6 \\ +6 \\ \hline \end{array} \quad \begin{array}{r} 7 \\ +9 \\ \hline \end{array}$$

$16 - 8 = \underline{\quad}$

$9 - 3 = \underline{\quad}$

$13 - 4 = \underline{\quad}$

$8 + 7 = \underline{\quad}$

$$\begin{array}{r} 9 \\ +8 \\ \hline \end{array}$$

$$\begin{array}{r} 13 \\ -5 \\ \hline \end{array}$$

$$\begin{array}{r} 3 \\ +6 \\ \hline \end{array}$$

$$\begin{array}{r} 6 \\ +4 \\ \hline \end{array}$$

$$\begin{array}{r} 18 \\ -9 \\ \hline \end{array}$$

$$\begin{array}{r} 10 \\ -5 \\ \hline \end{array}$$

$$\begin{array}{r} 11 \\ -4 \\ \hline \end{array}$$

$6 + 7 = \underline{\quad}$

$3 + 7 = \underline{\quad}$

$9 + 2 = \underline{\quad}$

$14 - 8 = \underline{\quad}$

$8 - 4 = \underline{\quad}$

$15 - 7 = \underline{\quad}$

$5 + 7 = \underline{\quad}$


Bonus Box: On the back of this sheet, draw and color a slice of your favorite kind of pizza.


Name _____



Scoreboard Action


Help the Hoppertown cheerleaders check each team's final score.
Complete each scoreboard.
Use the score code.



Score Code

 = 10



 = 1


Team	Final Score	Tens	Ones
Wallabies		4	7
Roos			





Team	Final Score	Tens	Ones
Jumpers			
Joeys			



Team	Final Score	Tens	Ones
Pockets			
Outbacks			



Team	Final Score	Tens	Ones
Bouncers			
Springs			

Now circle the name of the winning team on each scoreboard.

Bonus Box: Write each score on the back of this sheet. Order the numbers from smallest to largest.